



**CHIRAL**  
TECHNOLOGIES

DAICEL GROUP

# Immobilized Protein Stationary Phases

**CHIRALPAK® AGP, HSA & CBH**

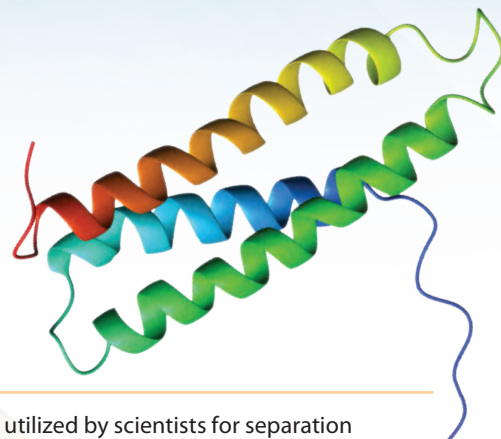
*Versatile & Validated*

**DAICEL**

# Immobilized Protein Stationary Phases

Chiral Technologies is the market leader in enantioselective chromatography and the recognized global provider of novel immobilized chiral stationary phases. We have expanded this portfolio of well-known Daicel chiral stationary phases by adding chiral protein-based phases: CHIRALPAK® AGP, CHIRALPAK HSA and CHIRALPAK CBH.

Protein stationary phases (PSPs) were originally developed and manufactured by ChromTech Ltd., U.K. Chiral Technologies Europe acquired ChromTech in 2009, and we are now the only manufacturer of these widely recognized protein stationary phases and columns.

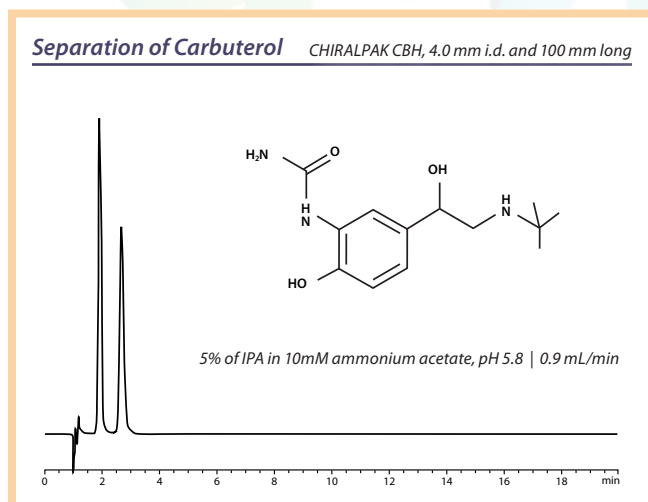
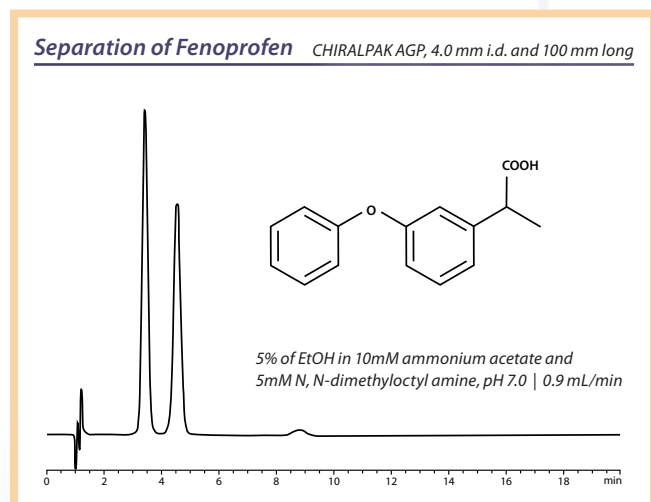


## Protein Stationary Phases – Chiral Selectors

Our immobilized protein stationary phases, CHIRALPAK AGP, HSA and CBH, are successfully utilized by scientists for separation and characterization of chiral compounds in a great number of applications, ranging from drug discovery and quality assurance of marketed drugs to environmental monitoring. The three chiral selectors are immobilized on 5- $\mu$ m spherical silica particles.

- CHIRALPAK AGP** –  $\alpha_1$ -acid glycoprotein
- CHIRALPAK HSA** – human serum albumin
- CHIRALPAK CBH** – cellobiohydrolase (stable enzyme)

The CHIRALPAK AGP selector has extremely broad applicability for the separation of a wide variety of chiral compounds such as amines, acids and nonprotolytes. The enantioselectivity of the CHIRALPAK CBH selector is complementary to that of the AGP selector, as shown in the following separations.



In addition, PSP columns are successfully applied to enantiomeric purity analyses of bulk drugs and finished drug formulations. The United States Pharmacopeia (USP), the most widely used compendium of validated test methods, sets standards to ensure the quality and safety of medicines and pharmaceuticals. The USP identifies “L41” for the CHIRALPAK AGP column brand to test *Enantiomeric Purity* of such drugs as montelukast sodium, ropivacaine and tenofovir, as well as the *Stereoisomeric Purity* of galantamine.

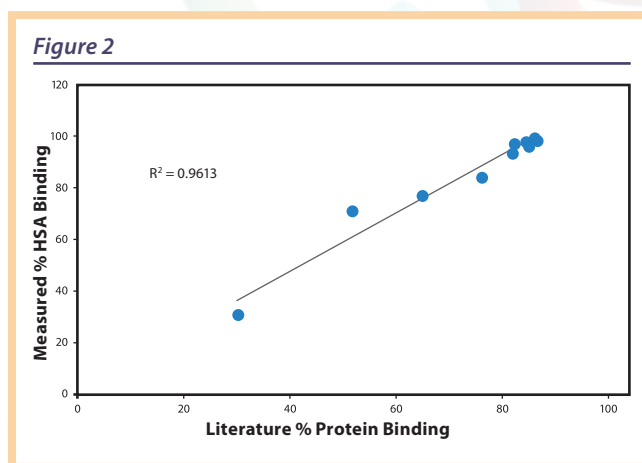
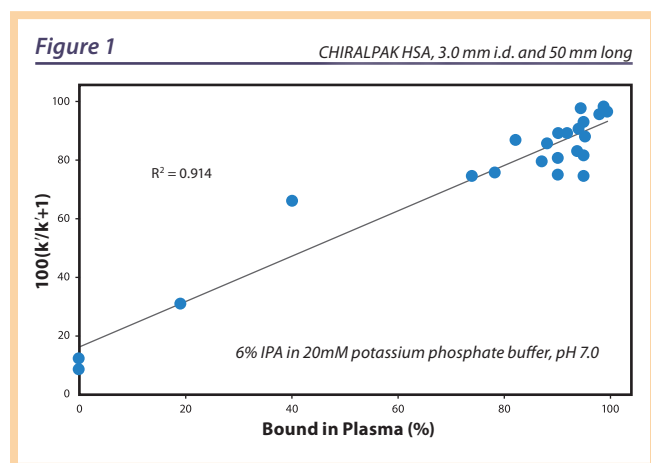
## PSP Enantioselectivity

Enantioselectivity can easily be controlled or improved by changes in the mobile phase composition: pH, buffer and organic modifier types and concentrations. The mobile phases, with which these columns are used, are compatible with MS and MS/MS analyses. However, previously established guidelines on method development with PSP columns involved the use of phosphate buffers, which required a lengthy optimization process when attempting to identify a MS-compatible buffer system. A poster on *LC-MS Compatible Reversed-Phase Screening Strategies on Daicel Protein-Based Columns*, presented at the Chirality 2010 meeting by T. Zhang, *et al.*, describes approaches to simplify screening and optimization methodology for separation of diverse chiral compounds on CHIRALPAK PSPs. **To view this poster and learn more about CHIRALPAK PSPs, [click here](#).**

## Drug-Protein Binding

Another application of protein stationary phases, particularly the CHIRALPAK® HSA, is their use in drug-protein binding studies. Proteins found in plasma are responsible for many processes such as the transport, distribution, metabolism and excretion of different molecules. Therefore, it is vital to characterize binding properties between drug molecules and plasma proteins. The degree of drug-protein binding directly affects pharmacokinetic (PK) and pharmacodynamic (PD) characteristics of a drug. Drug potency, therefore, is dependent on the degree of drug interactions with plasma proteins and other blood constituents. Major blood proteins, to which drugs bind, are human serum albumin,  $\alpha_2$ -acid glycoprotein, lipoproteins and globulins. Understandably, the unbound drug is active and exhibits pharmacologic effects. Rational selection of new drug targets is time- and resource-consuming; therefore, better prediction of drug efficacy and safety is vital to support timely go/no-go decisions on which drug candidates move to clinical trials. Although a number of methods are available to measure the degree of the drug interactions with proteins in plasma, HPLC is also a convenient and fast way to determine drug-protein binding properties.

A fast-gradient HPLC method, using CHIRALPAK HSA, was developed and validated by Dr. Klara Valko – Klara Valko, *et al.*, *Fast-Gradient HPLC Method to Determine Compounds Binding to Human Serum Albumin. Relationships with Octanol/Water and Immobilized Artificial Membrane Lipophilicity* – and published in the *Journal of Pharmaceutical Sciences*, Vol. 92, No. 11, 2003. To ascertain the percentage of protein binding, HPLC retention data ( $k'$ ) are used. The percentage of protein binding (P) can be calculated as:  $P = 100(k'/(k'+1))$ . An excellent correlation of P values with percentage of compound binding to HSA is shown in Figure 1, and the correlation of HPLC-generated values with literature data is shown in Figure 2.





## List of Available Products

| PART NUMBER           | PRODUCT NAME          | PARTICLE SIZE (µm) | ID (mm) | LENGTH (mm) | PRODUCT TYPE |
|-----------------------|-----------------------|--------------------|---------|-------------|--------------|
| <b>CHIRALPAK® AGP</b> |                       |                    |         |             |              |
| 30711                 | CHIRALPAK AGP (2-pkg) | 5                  | 4.0     | 10          | Guard        |
| 30712                 | CHIRALPAK AGP         | 5                  | 4.0     | 50          | Analytical   |
| 30713                 | CHIRALPAK AGP         | 5                  | 4.0     | 100         | Analytical   |
| 30714                 | CHIRALPAK AGP         | 5                  | 4.0     | 150         | Analytical   |
| 30733                 | CHIRALPAK AGP         | 5                  | 10.0    | 100         | Semi-Prep    |
| 30734                 | CHIRALPAK AGP         | 5                  | 10.0    | 150         | Semi-Prep    |
| 30781                 | CHIRALPAK AGP (2-pkg) | 5                  | 3.0     | 10          | Guard        |
| 30782                 | CHIRALPAK AGP         | 5                  | 3.0     | 50          | Analytical   |
| 30783                 | CHIRALPAK AGP         | 5                  | 3.0     | 100         | Analytical   |
| 30784                 | CHIRALPAK AGP         | 5                  | 3.0     | 150         | Analytical   |
| 30791                 | CHIRALPAK AGP (2-pkg) | 5                  | 2.0     | 10          | Guard        |
| 30792                 | CHIRALPAK AGP         | 5                  | 2.0     | 50          | Analytical   |
| 30793                 | CHIRALPAK AGP         | 5                  | 2.0     | 100         | Analytical   |
| 30794                 | CHIRALPAK AGP         | 5                  | 2.0     | 150         | Analytical   |

### CHIRALPAK® CBH

|       |                       |   |      |     |            |
|-------|-----------------------|---|------|-----|------------|
| 33711 | CHIRALPAK CBH (2-pkg) | 5 | 4.0  | 10  | Guard      |
| 33712 | CHIRALPAK CBH         | 5 | 4.0  | 50  | Analytical |
| 33713 | CHIRALPAK CBH         | 5 | 4.0  | 100 | Analytical |
| 33714 | CHIRALPAK CBH         | 5 | 4.0  | 150 | Analytical |
| 33733 | CHIRALPAK CBH         | 5 | 10.0 | 100 | Semi-Prep  |
| 33734 | CHIRALPAK CBH         | 5 | 10.0 | 150 | Semi-Prep  |
| 33781 | CHIRALPAK CBH (2-pkg) | 5 | 3.0  | 10  | Guard      |
| 33782 | CHIRALPAK CBH         | 5 | 3.0  | 50  | Analytical |
| 33783 | CHIRALPAK CBH         | 5 | 3.0  | 100 | Analytical |
| 33784 | CHIRALPAK CBH         | 5 | 3.0  | 150 | Analytical |
| 33791 | CHIRALPAK CBH (2-pkg) | 5 | 2.0  | 10  | Guard      |
| 33792 | CHIRALPAK CBH         | 5 | 2.0  | 50  | Analytical |
| 33793 | CHIRALPAK CBH         | 5 | 2.0  | 100 | Analytical |
| 33794 | CHIRALPAK CBH         | 5 | 2.0  | 150 | Analytical |

| PART NUMBER           | PRODUCT NAME          | PARTICLE SIZE (µm) | ID (mm) | LENGTH (mm) | PRODUCT TYPE |
|-----------------------|-----------------------|--------------------|---------|-------------|--------------|
| <b>CHIRALPAK® HSA</b> |                       |                    |         |             |              |
| 34711                 | CHIRALPAK HSA (2-pkg) | 5                  | 4.0     | 10          | Guard        |
| 34712                 | CHIRALPAK HSA         | 5                  | 4.0     | 50          | Analytical   |
| 34713                 | CHIRALPAK HSA         | 5                  | 4.0     | 100         | Analytical   |
| 34714                 | CHIRALPAK HSA         | 5                  | 4.0     | 150         | Analytical   |
| 34733                 | CHIRALPAK HSA         | 5                  | 10.0    | 100         | Semi-Prep    |
| 34734                 | CHIRALPAK HSA         | 5                  | 10.0    | 150         | Semi-Prep    |
| 34781                 | CHIRALPAK HSA (2-pkg) | 5                  | 3.0     | 10          | Guard        |
| 34782                 | CHIRALPAK HSA         | 5                  | 3.0     | 50          | Analytical   |
| 34783                 | CHIRALPAK HSA         | 5                  | 3.0     | 100         | Analytical   |
| 34784                 | CHIRALPAK HSA         | 5                  | 3.0     | 150         | Analytical   |
| 34791                 | CHIRALPAK HSA (2-pkg) | 5                  | 2.0     | 10          | Guard        |
| 34792                 | CHIRALPAK HSA         | 5                  | 2.0     | 50          | Analytical   |
| 34793                 | CHIRALPAK HSA         | 5                  | 2.0     | 100         | Analytical   |
| 34794                 | CHIRALPAK HSA         | 5                  | 2.0     | 150         | Analytical   |

### PROTEIN-BASED COLUMN ACCESSORIES

|       |                            |          |
|-------|----------------------------|----------|
| 00081 | Guard Column Holder        | Holder   |
| 000D1 | Guard Column Coupler       | Coupler  |
| 000D2 | Micro Guard Column Coupler | Coupler  |
| 000D3 | Column Fittings (5-pack)   | Fittings |

## Locations and Contacts

### North/Latin America

Chiral Technologies, Inc.  
800 North Five Points Road  
West Chester, PA 19380  
USA  
Tel. : +1-610-594-2100  
Fax : +1-610-594-2325  
www.chiraltech.com  
chiral@chiraltech.com

### Europe

Chiral Technologies Europe  
Parc d'Innovation  
Bd Gontherier d'Andernach  
67400 Illkirch Cedex, France  
Tel. : +33-388-795-200  
Fax : +33-388-667-166  
www.chiral.fr  
cte@chiral.fr

### India

Daicel Chiral Technologies Pvt. Ltd.  
Lab No. 4A, Phase III  
ICICI Knowledge Park  
Genome Valley, Turkapally,  
Shameerpet, Ranga Reddy Dist.  
Hyderabad-500 078, A.P., India  
Tel. : +91-40-23480103  
          +91-40-23480134  
Fax : +91-40-23480104  
chiral@daicel-india.com

### China

Daicel Chiral Technologies Co., Ltd.  
Part C, FL5, No.16  
Xiya Road No. 69  
Waigaoqiao Free Trade Zone  
Shanghai, 200131, China  
Tel. : +86-21-50460086  
Fax : +86-21-50462321  
www.daicelchiraltech.cn  
chiral@ctc.daicel.com

### Japan

Daicel Corporation  
CPI Company  
JR Shinagawa East Bldg., 2-18-1  
Konan, Minato-ku  
Tokyo 108-8230, Japan  
Tel. : +81-3-6711-8222  
Fax : +81-3-6711-8228  
www.daicelchiral.com  
chiral@jp.daicel.com