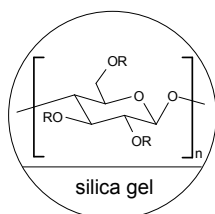
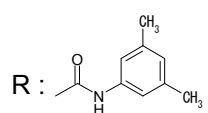
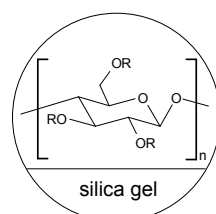
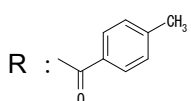




# INSTRUCTION MANUAL FOR CHIRALCEL<sup>®</sup> OD-H, CHIRALCEL<sup>®</sup> OJ-H COLUMNS

Please read this instruction sheet completely before using this column

## Column description

CHIRALCEL <sup>®</sup> OD-H	CHIRALCEL <sup>®</sup> OJ-H
Cellulose tris-(3,5-dimethylphenylcarbamate) <b>coated on 5µm silica-gel.</b>	Cellulose tris-(4-methylbenzoate) <b>coated on 5µm silica-gel.</b>
 	 
<p><b>Shipping solvent: n-Hexane / 2-propanol solvent mixture (90:10 v/v)</b></p> <p>All columns have been pre-tested before packaging. Test parameters and results, as well as the Column Lot Number, are included on a separate (enclosed) page.</p>	

## CAUTION

The entire HPLC system including the injector and the injection loop must be flushed with a solvent compatible with the column and its storage solvent prior to connecting. Many of the solvents commonly used in HPLC eluents such as acetone, chloroform, DMF, dimethylsulfoxide, ethyl acetate, methylene chloride and THF may DESTROY the chiral stationary phase if they are present, even in residual quantities, in the system.

If an auto-sampler is used, then the solvent employed to flush this unit between injections should also be changed and the relevant solvent lines flushed.

## Operating conditions

	2.1 x 150 mm 2.1 x 250 mm Analytical columns	4.6 x 150 mm 4.6 x 250 mm Analytical columns	10 x 250 mm Semi-prep. columns	20 x 250 mm Semi-prep. columns
Flow rate direction	As indicated on the column label			
Typical Flow rate ①	~ 0.1 - 0.2 ml/min	~ 1 ml/min	~ 5 ml/min	~ 18 ml/min
Pressure limitation	Should be maintained < 300 Bar (4350 psi) for maximum column life <a href="#">Adapt flow rates to column size.</a>			
Temperature	0 to 40°C			

① The maximum flow rate depends on the mobile phase viscosity (mobile phase composition), and should be adjusted in accordance with the pressure upper's limit (i.e. 300 Bar).

## Operating procedure

 Please contact **DAICEL CORPORATION** for further assistance before trying any solvents not mentioned below.

### A - Mobile phases

	Alkane <sup>①</sup> / 2-propanol <sup>②</sup>	Alkane <sup>①</sup> / Ethanol <sup>②</sup>	Alkane <sup>①</sup> / MeOH <sup>③</sup>	Alkane <sup>①</sup> / Methyl- <i>tert</i> -butyl ether (MTBE)	MeOH <sup>④</sup> + <sup>⑤</sup>	CH <sub>3</sub> CN <sup>⑤</sup> + <sup>⑥</sup> <u>No alkane at all</u>
<b>CHIRALCEL<sup>®</sup> OD-H</b> <b>CHIRALCEL<sup>®</sup> OJ-H</b>	100/0 to 0/100	100/0 to 0/100	100/0 to 85/15	100/0 to 50/50	0 to 100% EtOH or IPA in MeOH <hr/> 0-15% ( <b>Max.</b> ) CH <sub>3</sub> CN in MeOH	0 to 100% IPA in CH <sub>3</sub> CN <hr/> 0 to 15% ( <b>Max.</b> ) MeOH or EtOH <sup>⑦</sup> in CH <sub>3</sub> CN

<sup>①</sup> Alkane: n-hexane or iso-hexane or n-heptane. Some small selectivity differences may sometimes be found.

<sup>②</sup>

- The retention is generally shorter with Ethanol than with 2-propanol.
- The retention is generally shorter with higher alcohol contents.
- The use of other alcohols such as 1-propanol, 1-BuOH, 2-BuOH etc...is possible, but effectiveness cannot be guaranteed.

<sup>③</sup>

Due to limited miscibility of MeOH in Alkane, it is necessary to add an appropriate volume of EtOH together with MeOH in order to obtain homogenous solvent mixtures.  
A maximum of 5% MeOH in n-hexane only may be used without adding EtOH.

<sup>④</sup>

Ideal starting conditions: MeOH/EtOH 50:50 (v/v) when alcohol mixtures are required

<sup>⑤</sup>

The use of polar solvents as 100% methanol or 100% acetonitrile is possible with CHIRALCEL<sup>®</sup> OD-H & OJ-H columns. Nevertheless once the column is transferred to a polar mode **it should be dedicated to this specific application.**

To safely transfer the column from hexane to methanol or acetonitrile or between different polar solvents,

**it is strongly recommended to use 100% 2-propanol as a transition mobile phase.**

<sup>⑥</sup>

The column needs to be thoroughly washed with acetonitrile (~ 10 column volume) prior to the first use in this solvent as mobile phase.

<sup>⑦</sup>

- More than 15% of alcohol **other than 2-propanol**, in acetonitrile may destroy the column. Compatibility of such mixtures with the chiral stationary phase cannot be guaranteed (refer to the above table).
- Other alcohols such as 1-propanol, 1-BuOH, 2-BuOH etc...can also be used, but effectiveness cannot be guaranteed. Do not use mobile phases containing more than 15% of these alcohols.

### B – Additives

For basic samples or acidic samples, it is necessary to add an additive into the mobile phase in order to achieve the chiral separation:

<sup>⑧</sup> For primary amines mainly

<sup>⑨</sup> For primary amino alcohols mainly

Basic Samples Require Basic modifiers	Acidic Samples Require Acidic modifiers
DEA Butyl amine <sup>⑧</sup> Ethanol amine <sup>⑨</sup>	TFA CH <sub>3</sub> COOH
<hr/> < 0.5% Typically 0.1%	<hr/> < 0.5% Typically 0.1%

## Column care / Maintenance

- ❑ The use of a guard cartridge is highly recommended for maximum column life.
- ❑ Samples should be dissolved in the mobile phase and should be filtered through a membrane filter of approximately 0.5µm porosity.
- ❑ For alkane containing mobile phases, flush the column with Storage Solvent (Hexane / 2-propanol 9:1) when stored for more than one week.
- ❑ For columns dedicated to polar solvents, flush the column with the regular mobile phase **without the additive.**

☞ When washing is required, flush pure Ethanol for 3 hours  
(Columns used with alkane/alcohol mobile phase only).

💡 **Before flushing with 100% Ethanol use 100% 2-propanol as a transition mobile phase.**

## Important Notice

⇒ STRONGLY BASIC solvent modifiers or sample solutions MUST BE AVOIDED, because they are likely to damage the silica gel used in this column.

⇒ **This instruction sheet is not applicable to any other DAICEL columns.**

⇒ If you have any questions about the use of these columns, or encounter a problem, please contact DAICEL CORPORATION for assistance ([chiral@jp.daicel.com](mailto:chiral@jp.daicel.com)).

***Operating this column in accordance with the guidelines outlined here will result in a long column life.***

**CHIRALCEL<sup>®</sup>, CHIRALPAK<sup>®</sup> and CROWNPAK<sup>®</sup> are registered trademarks of DAICEL CORPORATION.**

*Columns packed with 20µm material dedicated to preparative scale applications are also available from DAICEL CORPORATION.*

Column Name	Ref.	Product Type	Internal Diameter (mm)	Column Length (mm)
CHIRALCEL® OD-H 5µm	14311	Guard cartridge (x3)	4.0	10
	14321	Analytical	4.6	50
	14323	Analytical	4.6	100
	14324	Analytical	4.6	150
	14325	Analytical	4.6	250
	14394	Microbore	2.1	150
	143C4	Microflow	0.3	150
	14337	Semi-Prep. Guard	10	20
	14335	Semi-Prep.	10	250
14345	Semi-Prep.	20	250	

Column Name	Ref.	Product Type	Internal Diameter (mm)	Column Length (mm)
CHIRALCEL® OJ-H 5µm	17311	Guard cartridge (x3)	4.0	10
	17321	Analytical	4.6	50
	17323	Analytical	4.6	100
	17324	Analytical	4.6	150
	17325	Analytical	4.6	250
	17394	Microbore	2.1	150
	173C4	Microflow	0.3	150
	17337	Semi-Prep. Guard	10	20
	17335	Semi-Prep.	10	250
17345	Semi-Prep.	20	250	

# DAICEL CORPORATION

## CPI Company

2-18-1, Konan, Minato-ku, Tokyo 108-8230, Japan  
 TEL: +81-(0)3-6711-8222, FAX: +81-(0)3-6711-8228  
<http://www.daicelchiral.com/>  
 E-mail: [chiral@jp.daicel.com](mailto:chiral@jp.daicel.com)

## DAICEL CHIRAL TECHNOLOGIES(CHINA) CO., LTD.

Part C, FL5 No.16, Xiya Road No.69, Waigaoqiao Free  
 Trade Zone, Shanghai, 200131, China  
 TEL: +86-21-5046-0086, FAX: +86-21-5046-2321  
<http://www.daicelchina.com/>  
 E-mail: [chiral@ctc.daicel.com](mailto:chiral@ctc.daicel.com)

## DAICEL CHIRAL TECHNOLOGIES(INDIA) PVT., LTD.

Laboratory No. 4A, Innovation Corridor 1,  
 Phase III, ICICI Knowledge Park, Turkapally Village,  
 Shameerpet Mandal, Ranga Reddy District,  
 Hyderabad -500 078, INDIA  
 TEL: +91-40-2348-0103, FAX: +91-40-2348-0104  
 E-mail: [chiral@daicel-india.com](mailto:chiral@daicel-india.com)